

Contributions Per Option Effective 1 January 2020 (All Values In Rand Unless Otherwise Specified)

PINNACLE	Principal Member	Adult Dependant	Child Dependant
Risk	5 671	4 415	1 570
Savings	1 330	1 035	368
Total monthly contribution	7 001	5 450	1 938
Annual Benefit Amounts for 2020			
Savings	15 960	12 420	4 416
AFB	4 000	3 100	1 100
Total Day-to-Day	19 960	15 520	5 516
Threshold	22 250	17 100	5 900
SPG	3 010	2 100	600

DYNAMIX	Principal Member	Adult Dependant	Child Dependant
Risk	4 540	3 545	1 266
Savings	738	577	206
Total monthly contribution	5 278	4 122	1 472
Annual Benefit Amounts for 2020			
Savings	8 856	6 924	2 472
AFB	3 025	2 350	840
Total Day-to-Day	11 881	9 274	3 312
Threshold	17 885	13 720	4 860
SPG	6 400	4 760	1 660

SYMMETRY	Principal Member	Adult Dependant	Child Dependant
Risk	3 755	2 928	1 060
Savings	417	325	117
Total monthly contribution	4 172	3 253	1 177
Annual Benefit Amounts for 2020			
Savings	5 004	3 900	1 404
AFB	4 560	3 530	1 260
Total Day-to-Day	9 564	7 430	2 664

SELSURE	Principal Member	Adult Dependant	Child Dependant
Total monthly contribution	3 458	3 452	865
Annual Benefit Amounts for 2020			
Day-to-Day Benefit	5 560	3 930	1 960
Day-to-Day Extender Benefit		5 670 PB	7 950 PMF


MUMED	Principal Member	Adult Dependant	Child Dependant
Total monthly contribution	3 317	2 585	933
Annual Benefit Amounts for 2020			
AFB	6 170	3 860	1 540

UNISAVE	Principal Member	Adult Dependant	Child Dependant
Risk	1 939	1 653	582
Savings	646	551	193
Total monthly contribution	2 585	2 204	775
Annual Benefit Amounts for 2020			
Savings	7 752	6 612	2 316


MEDX	Principal Member	Adult Dependant	Child Dependant
Total monthly contribution	2 150	1 990	694

Contributions Per Efficiency Discounted Option


Effective 1 January 2020 (All Values In Rand Unless Otherwise Specified)

PINNACLE 	Principal Member	Adult Dependand	Child Dependand
Risk	4 741	3 688	1 321
Savings	1 111	865	309
Total monthly contribution	5 852	4 553	1 630


Annual Benefit Amounts for 2020			
Savings	13 332	10 380	3 708
AFB	3 358	2 610	930
Total Day-to-Day	16 690	12 990	4 638
Threshold	19 100	14 608	5 075
SPG	3 010	2 100	600

DYNAMIX 	Principal Member	Adult Dependand	Child Dependand
Risk	3 736	2 915	1 057
Savings	608	474	171
Total monthly contribution	4 344	3 389	1 228


Annual Benefit Amounts for 2020			
Savings	7 296	5 688	2 052
AFB	2 480	1 940	705
Total Day-to-Day	9 776	7 628	2 757
Threshold	15 850	12 125	4 325
SPG	6 400	4 760	1 660

SYMMETRY 	Principal Member	Adult Dependand	Child Dependand
Risk	3 166	2 464	889
Savings	351	273	98
Total monthly contribution	3 517	2 737	987

Annual Benefit Amounts for 2020			
Savings	4 212	3 276	1 176
AFB	3 750	2 900	1 022
Total Day-to-Day	7 962	6 176	2 198

MUMED 	Principal Member	Adult Dependand	Child Dependand
Total monthly contribution	2 693	2 096	747

Annual Benefit Amounts for 2020			
Annual Flexi Benefit (AFB)	5 970	3 730	1 490

MEDX 	Principal Member	Adult Dependand	Child Dependand
Total monthly contribution	1 652	1 652	517