

<b>PINNACLE</b>	<b>Principal Member</b>	<b>Adult Dependant</b>	<b>Child Dependant</b>
Risk	5 904	4 596	1 635
Savings	1 475	1 148	408
<b>Total monthly contribution</b>	<b>7 379</b>	<b>5 744</b>	<b>2 043</b>

<b>Annual Benefit Amounts for 2021</b>			
Savings	17 700	13 776	4 896
AFB	4 150	3 220	1 140
<b>Total Day-to-Day</b>	<b>21 850</b>	<b>16 996</b>	<b>6 036</b>
Threshold	25 000	19 176	6 686
SPG	3 150	2 180	650

<b>DYNAMIX</b>	<b>Principal Member</b>	<b>Adult Dependant</b>	<b>Child Dependant</b>
Risk	4 786	3 738	1 335
Savings	777	607	216
<b>Total monthly contribution</b>	<b>5 563</b>	<b>4 345</b>	<b>1 551</b>

<b>Annual Benefit Amounts for 2021</b>			
Savings	9 324	7 284	2 592
AFB	3 144	2 436	872
<b>Total Day-to-Day</b>	<b>12 468</b>	<b>9 720</b>	<b>3 464</b>
Threshold	19 128	14 664	5 192
SPG	6 660	4 944	1 728

<b>SYMMETRY</b>	<b>Principal Member</b>	<b>Adult Dependant</b>	<b>Child Dependant</b>
Risk	3 958	3 087	1 117
Savings	439	342	124
<b>Total monthly contribution</b>	<b>4 397</b>	<b>3 429</b>	<b>1 241</b>

<b>Annual Benefit Amounts for 2021</b>			
Savings	5 268	4 104	1 488
AFB	4 672	3 616	1 282
<b>Total Day-to-Day</b>	<b>9 940</b>	<b>7 720</b>	<b>2 770</b>

<b>SELSURE</b>	<b>Principal Member</b>	<b>Adult Dependant</b>	<b>Child Dependant</b>
<b>Total monthly contribution</b>	<b>3 645</b>	<b>3 645</b>	<b>912</b>

<b>Annual Benefit Amounts for 2021</b>			
Day-to-Day Benefit	5 760	4 080	2 040
Day-to-Day Extender Benefit	R5 880 PB to a maximum of R8 260 PMF		

<b>MUMED</b>	<b>Principal Member</b>	<b>Adult Dependant</b>	<b>Child Dependant</b>
<b>Total monthly contribution</b>	<b>3 496</b>	<b>2 725</b>	<b>983</b>

<b>Annual Benefit Amounts for 2021</b>			
AFB	6 410	4 000	1 600


<b>UNISAVE</b>	<b>Principal Member</b>	<b>Adult Dependant</b>	<b>Child Dependant</b>
Risk	2 033	1 733	610
Savings	676	577	202
<b>Total monthly contribution</b>	<b>2 709</b>	<b>2 310</b>	<b>812</b>

<b>Annual Benefit Amounts for 2021</b>			
Savings	8 112	6 924	2 424


<b>MEDX</b>	<b>Principal Member</b>	<b>Adult Dependant</b>	<b>Child Dependant</b>
<b>Total monthly contribution</b>	<b>2 376</b>	<b>2 199</b>	<b>767</b>

<b>SELFNET</b>	<b>Principal Member</b>	<b>Adult Dependant</b>	<b>Child Dependant</b>
Risk	1 386	1 386	490
Savings	304	304	107
<b>Total monthly contribution</b>	<b>1 690</b>	<b>1 690</b>	<b>597</b>


<b>Annual Benefit Amounts for 2021</b>			
Savings	3 648	3 648	1 284

<b>PINNACLE</b> 	Principal Member	Adult Dependant	Child Dependant
Risk	4 935	3 840	1 375
Savings	1 233	959	343
<b>Total monthly contribution</b>	<b>6 168</b>	<b>4 799</b>	<b>1 718</b>


Annual Benefit Amounts for 2021			
Savings	14 796	11 508	4 116
AFB	3 480	2 712	966
<b>Total Day-to-Day</b>	<b>18 276</b>	<b>14 220</b>	<b>5 082</b>
Threshold	21 426	16 400	5 732
SPG	3 150	2 180	650

<b>DYNAMIX</b> 	Principal Member	Adult Dependant	Child Dependant
Risk	3 939	3 073	1 113
Savings	640	499	181
<b>Total monthly contribution</b>	<b>4 579</b>	<b>3 572</b>	<b>1 294</b>


Annual Benefit Amounts for 2021			
Savings	7 680	5 988	2 172
AFB	2 580	2 016	732
<b>Total Day-to-Day</b>	<b>10 260</b>	<b>8 004</b>	<b>2 904</b>
Threshold	16 920	12 948	4 632
SPG	6 660	4 944	1 728

<b>SYMMETRY</b> 	Principal Member	Adult Dependant	Child Dependant
Risk	3 338	2 598	937
Savings	369	287	103
<b>Total monthly contribution</b>	<b>3 707</b>	<b>2 885</b>	<b>1 040</b>

Annual Benefit Amounts for 2021			
Savings	4 428	3 444	1 236
AFB	3 842	2 976	1 044
<b>Total Day-to-Day</b>	<b>8 270</b>	<b>6 420</b>	<b>2 280</b>

<b>MUMED</b> 	Principal Member	Adult Dependant	Child Dependant
<b>Total monthly contribution</b>	2 838	2 209	787

Annual Benefit Amounts for 2021			
Annual Flexi Benefit (AFB)	6 200	3 850	1 550

<b>MEDX</b> 	Principal Member	Adult Dependant	Child Dependant
<b>Total monthly contribution</b>	1 741	1 741	545